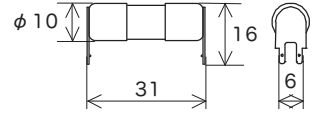
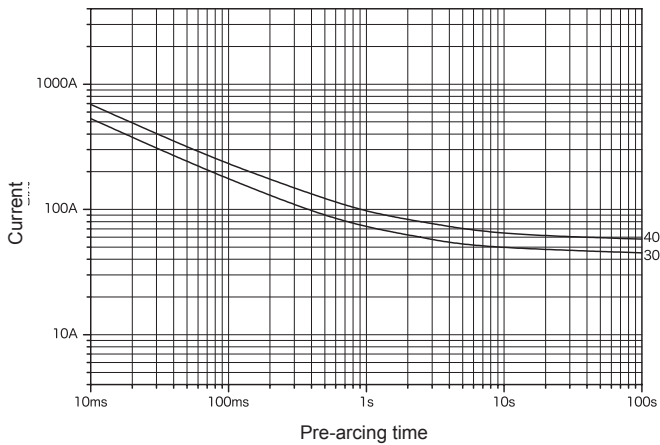


# 500VBI1030

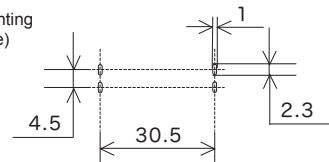
RoHS-compliant

Pb free

Representative pre-arcing time-current characteristics



Dimensions of mounting holes (For reference)



Scale: 1/2 (mm)

Rated voltage	Certification	Rated current ( $I_N$ ) *1	Rated breaking current	Min. breaking current	Temp. rise	Current carrying capacity	Overload operation	
DC 500 V		5 A–50 A	1000 A	Resistive circuit	2.0 $I_N$	150 K or less at 1.0 $I_N$	1.0 $I_N$ until temperature stabilization occurs	Within 2 min at 2.0 $I_N$
AC 500 V			500 A					

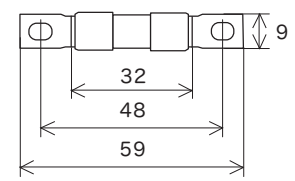
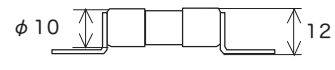
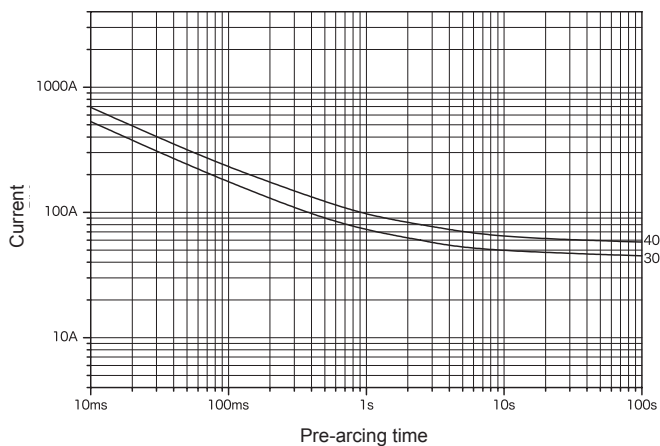
\*1: Please contact your local SOC sales representative for rated currents which are not listed.

# 500VBL1030A

RoHS-compliant

Pb free

Representative pre-arcing time-current characteristics



Scale: 1/2 (mm)

Rated voltage	Certification	Rated current ( $I_N$ ) *1	Rated breaking current	Min. breaking current	Temp. rise	Current carrying capacity	Overload operation	
DC 500 V		5 A–50 A	1000 A	Resistive circuit	2.0 $I_N$	At 1.0 $I_N$ 5 A–25 A 100 K or less 30 A 120 K or less 35 A–50 A 150 K or less	1.0 $I_N$ until temperature stabilization occurs	Within 2 min at 2.0 $I_N$
AC 500 V			500 A					

\*1: Please contact your local SOC sales representative for rated currents which are not listed.