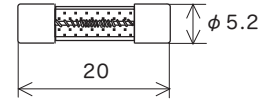
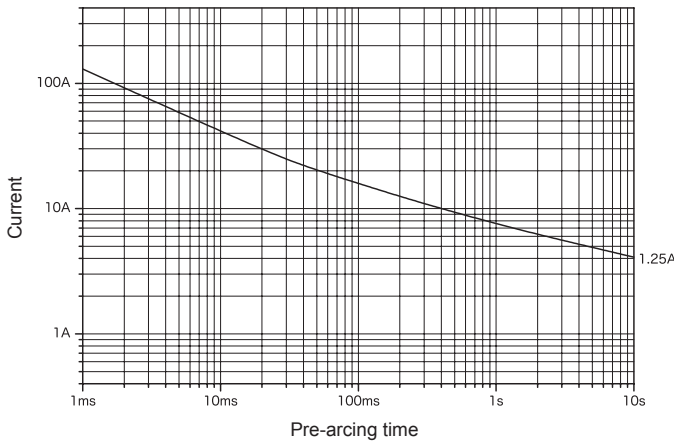


Pre-arcing time-current characteristics

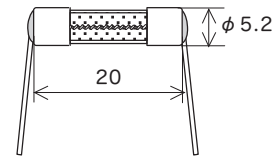
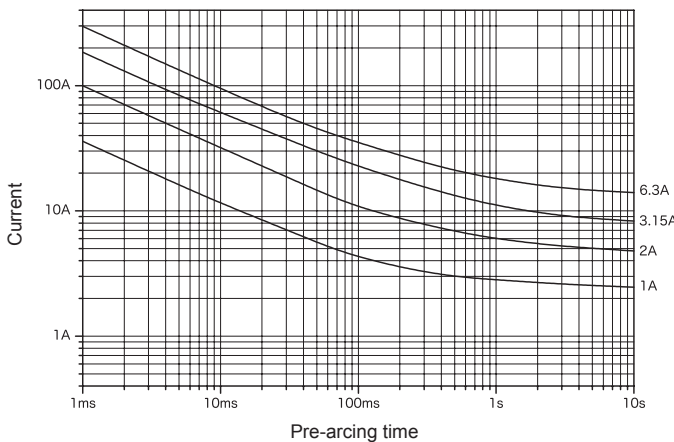


Scale: 1/1 (mm)

Rated voltage	Certification	Rated current (I _N)	Rated breaking current		Temp. rise	Current carrying capacity	Overload operation
AC 600 V		1.25 A	60 A	Resistive circuit	75 K or less at 1.0 I _N	4 h or more at 1.0 I _N	Within 15 min at 2.4 I _N
DC 400 V			100 A				

^{*1}: This product uses high melting temperature type solder containing 85% by weight or more lead. This type of solder is exempted from the RoHS Directive.
^{*2}: This product can interrupt a short circuit current of 60 A at AC 600 V (resistive circuit), which is intended to represent the primary power contact condition provided in the Second-Level AC Power Fault Tests specified in the Telcordia GR-1089-CORE, Issue 4 (an American telecommunications equipment standard). For further details, including the lightning surge withstand conditions, please contact your local SOC sales representative.

Representative pre-arcing time-current characteristics



Lead wire diameter ϕ 0.8

Scale: 1/1 (mm)

Rated voltage	Certification	Rated current (I _N) ^{*1}	Rated breaking current		Temp. rise	Current carrying capacity	Overload operation
AC 380 V		1 A–6.3 A	500 A	Resistive circuit	75 K or less at 1.0 I _N	1.0 I _N until temperature stabilization occurs	Within 60 min at 2.1 I _N
AC 300 V						At 1.0 I _N , 140 K or less at the center, 60 K or less at the contact	

^{*1}: Customer-requested rated current values can be supplied from within the given range.
^{*2}: This product uses high melting temperature type solder containing 85% by weight or more lead. This type of solder is exempted from the RoHS Directive.