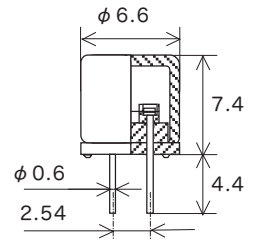
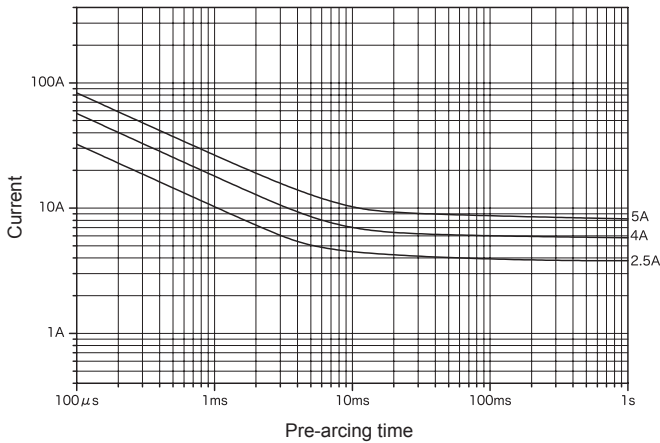
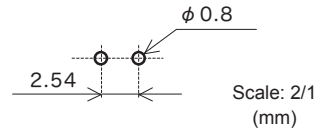


Representative pre-arcing time-current characteristics



Dimensions of mounting holes (for reference)

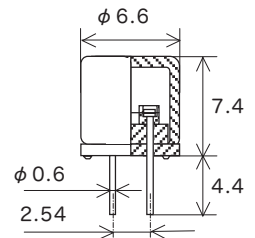
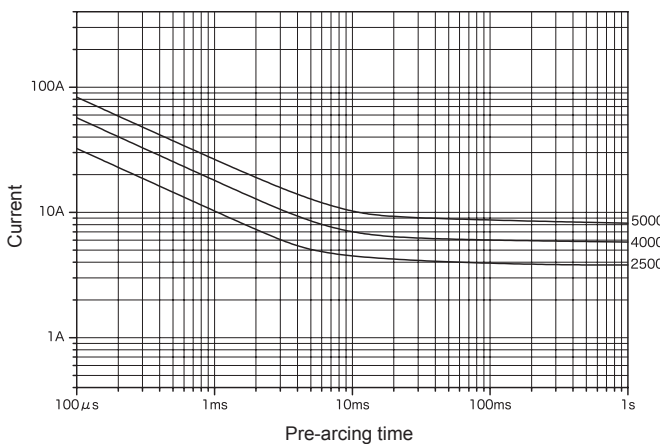


Rated voltage	Certification	Rated current (I _N) *1	Rated breaking current	Temp. rise	Current carrying capacity	Overload operation
AC 125 V		63 mA–5 A	50 A	70 K or less at 1.0 I _N	1.0 I _N for 15 min or more after temperature stabilization occurs	Within 10 min at 1.5 I _N Within 60 s at 2.0 I _N
			PF 0.95–1			
			100 A			

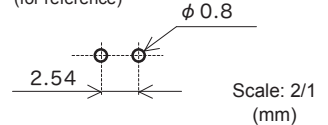
*1: Customer-requested rated current values can be supplied from within the given range.

*2: Fuses with rated currents of less than 1 A are not considered electrical products per the Electrical Appliance and Material Safety Law.

Representative pre-arcing time-current characteristics



Dimensions of mounting holes (for reference)



Maximum working voltage	Certification	Rated current (I _N) *1	Maximum breaking current	Temp. rise	Current carrying capacity	Overload operation
AC 90 V	-	63 mA–5 A	50 A	70 K or less at 1.0 I _N	1.0 I _N for 15 min or more after temperature stabilization occurs	Within 10 min at 1.5 I _N Within 60 s at 2.0 I _N
DC 60 V						

*1: Customer-requested rated current values can be supplied from within the given range.

Note: The rated current (in amperes) multiplied by 1,000 is indicated on the product and its packaging (e.g., "250" for the 0.25 A version). The product name is the type name followed by this value.