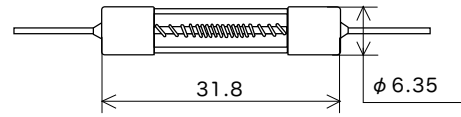
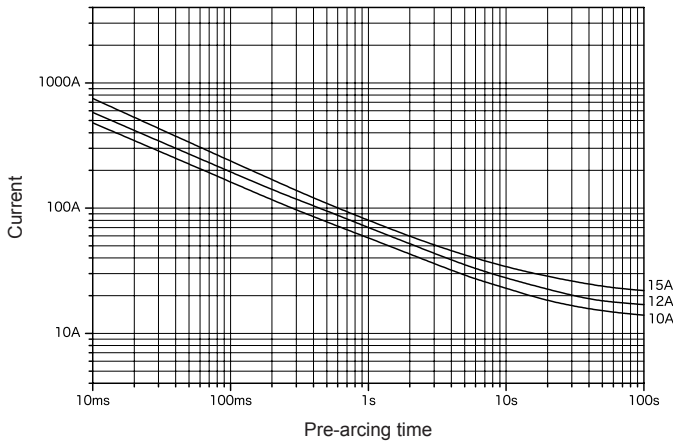


Representative pre-arcing time-current characteristics



Lead wire diameter ϕ 1.0

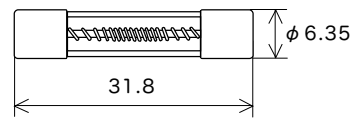
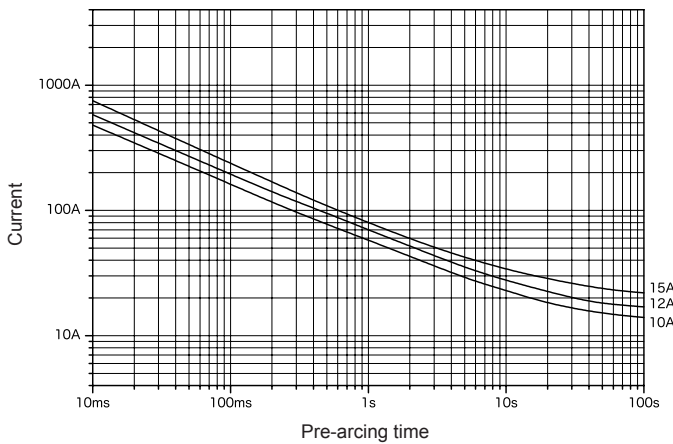
Scale: 1/1 (mm)

Rated voltage	Certification	Rated current (I _N) *1	Rated breaking current		Temp. rise	Current carrying capacity	Overload operation
AC 32 V		Over 8 A–15 A	3000 A	PF 0.7–0.8	70 K or less at 1.0 I _N	1.0 I _N for 15 min or more after temperature stabilization occurs	Within 60 min at 1.35 I _N 12 s–2 min at 2.0 I _N

*1: Customer-requested rated current values can be supplied from within the given range.

*2: This product uses high melting temperature type solder containing 85% by weight or more lead. This type of solder is exempted from the RoHS Directive.

Representative pre-arcing time-current characteristics



Scale: 1/1 (mm)

Rated voltage	Certification	Rated current (I _N) *1	Rated breaking current		Temp. rise	Current carrying capacity	Overload operation
AC 32 V		Over 8 A–15 A	3000 A	PF 0.7–0.8	70 K or less at 1.1 I _N	1.1 I _N for 15 min or more after temperature stabilization occurs	Within 60 min at 1.35 I _N 12 s–2 min at 2.0 I _N

*1: Customer-requested rated current values can be supplied from within the given range.

*2: This product uses high melting temperature type solder containing 85% by weight or more lead. This type of solder is exempted from the RoHS Directive.