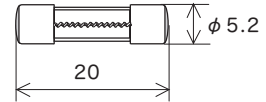
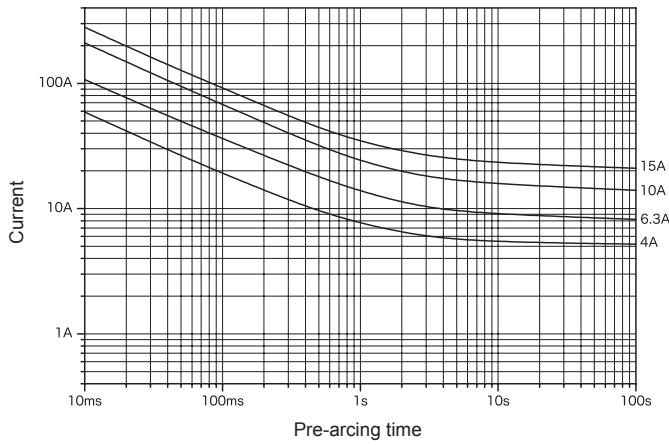




Representative pre-arcing time-current characteristics



Scale: 1/1 (mm)

Rated voltage	Certification	Rated current (I _N) *1	Rated breaking current		Temp. rise	Current carrying capacity	Overload operation
AC 250 V		Over 3.5 A–8 A	100 A	PF 0.7–0.8	70 K or less at 1.1 I _N	1.1 I _N for 15 min or more after temperature stabilization occurs	Within 60 min at 1.35 I _N Within 2 min at 2.0 I _N
		Over 8 A–15 A			70 K or less at 1.0 I _N	1.0 I _N for 15 min or more after temperature stabilization occurs	
		Over 3.5 A–15 A			At 1.1 I _N , 140 K or less at the center, 60 K or less at the contact	1.1 I _N until constant temperature is obtained on each part	

*1: Customer-requested rated current values can be supplied from within the given range.

*2: Over 3.5 A–8 A Pb free
Over 8 A–15 A This product uses high melting temperature type solder containing 85% by weight or more lead. This type of solder is exempted from the RoHS Directive.