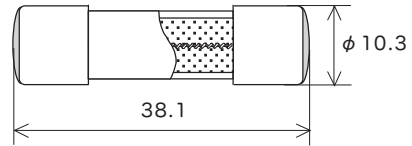
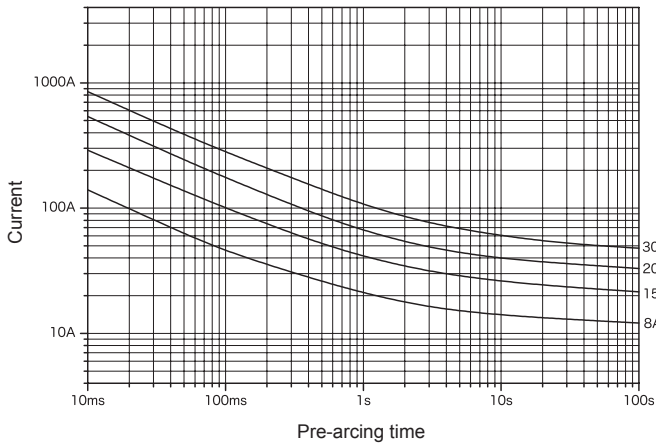


Representative pre-arcing time-current characteristics



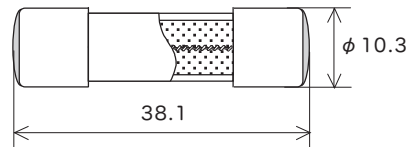
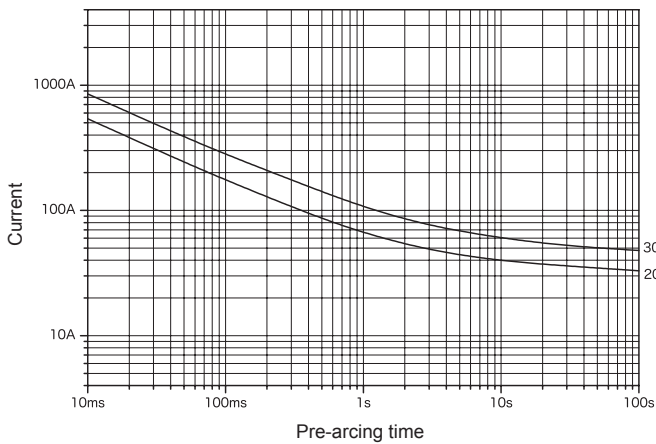
Scale: 1/1 (mm)

Rated voltage	Certification	Rated current (I _N) *1	Rated breaking current		Temp. rise	Current carrying capacity	Overload operation
AC 250 V		1 A–30 A	10000 A	PF 0.7–0.8	120 K or less at 1.0 I _N	1.0 I _N until temperature stabilization occurs	Within 60 min at 1.35 I _N Within 2 min at 2.0 I _N

*1: Customer-requested rated current values can be supplied from within the given range.

*2: 1 A–12 A Pb free
Over 12 A–30 A This product uses high melting temperature type solder containing 85% by weight or more lead. This type of solder is exempted from the RoHS Directive.

Representative pre-arcing time-current characteristics



Scale: 1/1 (mm)

Rated voltage	Certification	Rated current (I _N) *1	Rated breaking current		Temp. rise	Current carrying capacity	Overload operation
AC 250 V		6.3 A–30 A	10000 A	PF 0.7–0.8	120 K or less at 1.0 I _N	1.0 I _N until temperature stabilization occurs	Within 60 min at 1.35 I _N Within 2 min at 2.0 I _N
			1500 A		At 1.0 I _N , 140 K or less at the center, 60 K or less at the contact	1.0 I _N until constant temperature is obtained on each part	Within 60 min at 1.5 I _N

*1: Customer-requested rated current values can be supplied from within the given range.

*2: 6.3 A–12 A Pb free
Over 12 A–30 A This product uses high melting temperature type solder containing 85% by weight or more lead. This type of solder is exempted from the RoHS Directive.