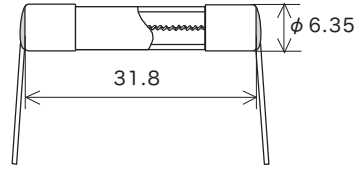
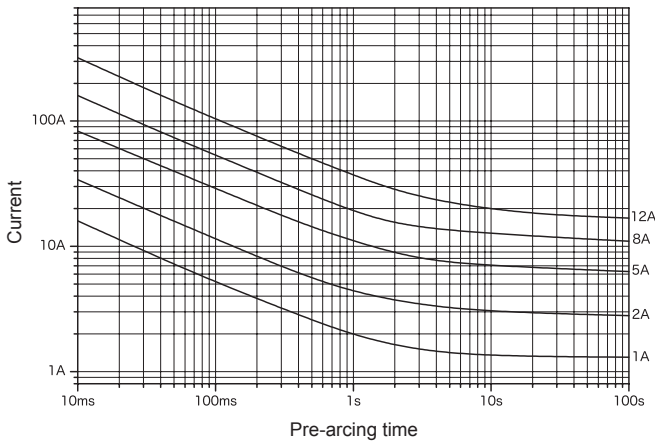


Representative pre-arcing time-current characteristics

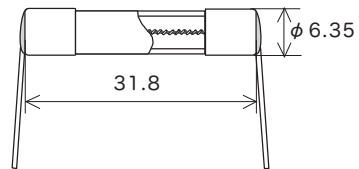
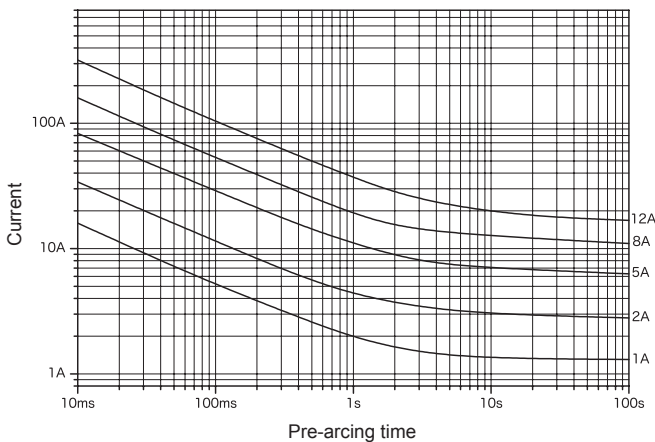


Lead wire diameter  $\phi$  0.8 (100 mA–8 A)  $\phi$  1.2 (Over 8 A–15 A) Scale: 1/1 (mm)

Rated voltage	Certification	Rated current (I <sub>N</sub> ) *1	Rated breaking current	Temp. rise	Current carrying capacity	Overload operation
AC 125 V		100 mA–15 A	10000 A PF 0.7–0.8	70 K or less at 1.1 I <sub>N</sub>	1.1 I <sub>N</sub> for 15 min or more after temperature stabilization occurs	Within 60 min at 1.35 I <sub>N</sub> Within 2 min at 2.0 I <sub>N</sub>

\*1: Customer-requested rated current values can be supplied from within the given range.  
 \*2: 100 mA–8 A Pb free  
 Over 8 A–15 A This product uses high melting temperature type solder containing 85% by weight or more lead. This type of solder is exempted from the RoHS Directive.

Representative pre-arcing time-current characteristics



Lead wire diameter  $\phi$  0.8 (100 mA–8 A)  $\phi$  1.2 (Over 8 A–15 A) Scale: 1/1 (mm)

Rated voltage	Certification	Rated current (I <sub>N</sub> ) *1	Rated breaking current	Temp. rise	Current carrying capacity	Overload operation
AC 125 V		100 mA–15 A	10000 A	70K or less at 1.1 I <sub>N</sub>  At 1.1 I <sub>N</sub> , 140 K or less at the center, 60 K or less at the contact	1.1 I <sub>N</sub> for 15 min or more after temperature stabilization occurs	Within 60 min at 1.35 I <sub>N</sub> Within 2 min at 2.0 I <sub>N</sub>
			500 A		1.1 I <sub>N</sub> until constant temperature is obtained on each part	

\*1: Customer-requested rated current values can be supplied from within the given range.  
 \*2: Fuses with rated currents of less than 1 A are not considered electrical products per the Electrical Appliance and Material Safety Law.  
 \*3: 100 mA–8 A Pb free  
 Over 8 A–15 A This product uses high melting temperature type solder containing 85% by weight or more lead. This type of solder is exempted from the RoHS Directive.