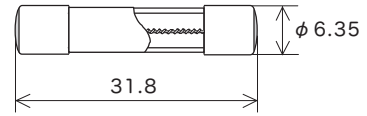
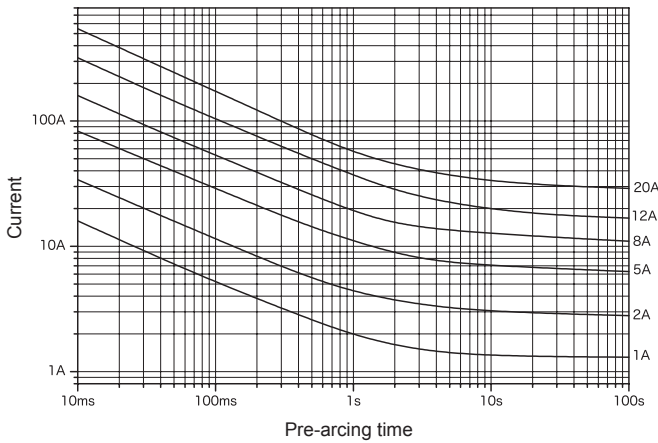


Representative pre-arcing time-current characteristics



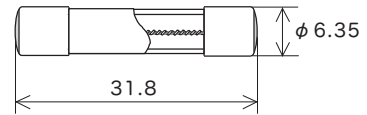
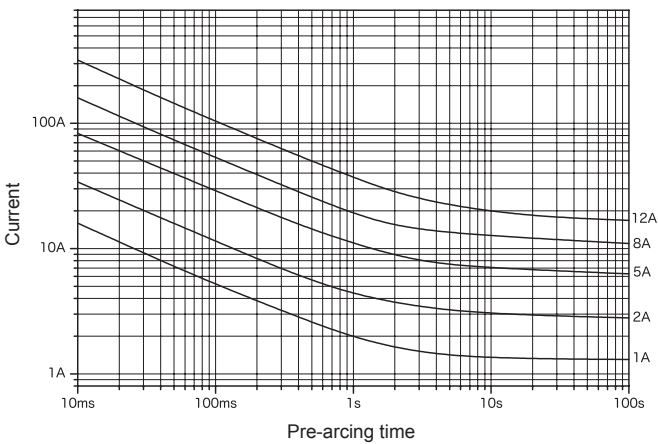
Note: Rated currents of over 15 A–20 A are soldered internally.

Scale: 1/1 (mm)

Rated voltage	Certification	Rated current (I _N) *1	Rated breaking current	Temp. rise	Current carrying capacity	Overload operation
AC 125 V	UL, SA	100 mA–15 A	10000 A	PF 0.7–0.8	70 K or less at 1.1 I _N	1.1 I _N for 15 min or more after temperature stabilization occurs
	RU	Over 15 A–20 A			70 K or less at 1.0 I _N	

*1: Customer-requested rated current values can be supplied from within the given range.
 *2: 100 mA–8 A, over 15 A–20 A Pb free
 Over 8 A–15 A This product uses high melting temperature type solder containing 85% by weight or more lead. This type of solder is exempted from the RoHS Directive.

Representative pre-arcing time-current characteristics



Scale: 1/1 (mm)

Rated voltage	Certification	Rated current (I _N) *1	Rated breaking current	Temp. rise	Current carrying capacity	Overload operation
AC 125 V	UL, SA	100 mA–15 A	10000 A	PF 0.7–0.8	70 K or less at 1.1 I _N	1.1 I _N for 15 min or more after temperature stabilization occurs
	PS E *2		500 A		At 1.1 I _N , 140 K or less at the center, 60 K or less at the contact	

*1: Customer-requested rated current values can be supplied from within the given range.
 *2: Fuses with rated currents of less than 1 A are not considered electrical products per the Electrical Appliance and Material Safety Law.
 *3: 100 mA–8 A Pb free
 Over 8 A–15 A This product uses high melting temperature type solder containing 85% by weight or more lead. This type of solder is exempted from the RoHS Directive.