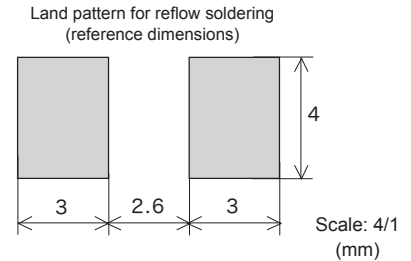
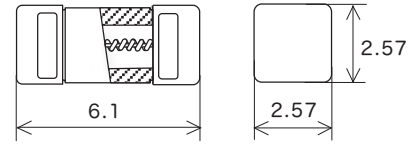
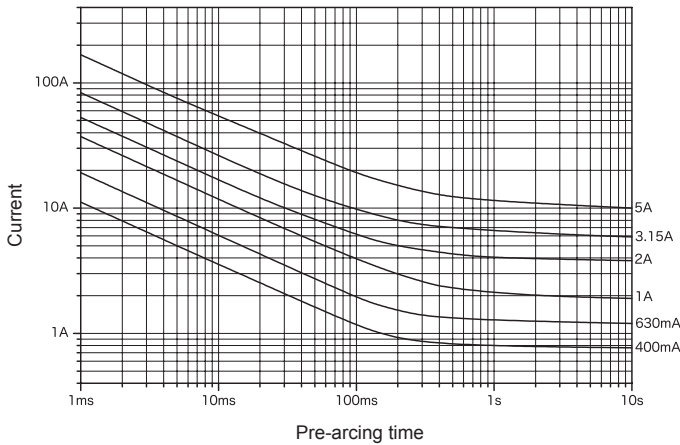


Representative pre-arcing time-current characteristics

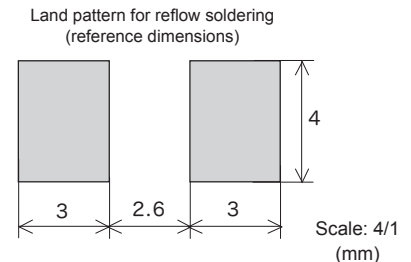
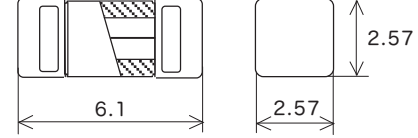
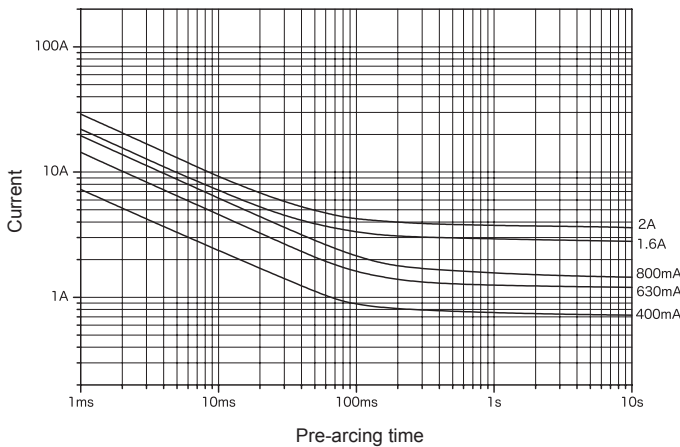


Rated voltage	Certification	Rated current (I_N) *1	Rated breaking current	Temp. rise	Current carrying capacity/ Endurance test	Overload operation
AC 250 V	UL US	100 mA–3.15 A	50 A	75 K or less at 1.0 I_N	1.0 I_N until temperature stabilization occurs	Within 60 s at 2.0 I_N
AC 125 V		Over 3.15 A–5 A				
DC 125 V	UL US	100 mA–5 A	350 A	*3	*4	Within 2 min at 2.0 I_N
DC 86 V						

*1: Customer-requested rated current values can be supplied from within the given range.
 *2: Fuses with rated currents of less than 1 A are not considered electrical products per the Electrical Appliance and Material Safety Law.
 *3: The temperature rise of the terminals is 70 K or less when measured during the last five minutes of carrying a 1.25 I_N current for endurance testing.
 *4: Endurance test: After 100 cycles of 1.05 I_N 1 h on / 15 min off, 1.25 I_N is passed through the fuse for 1 h.

DC300V25CF

Representative pre-arcing time-current characteristics



Rated voltage	Certification	Rated current (I_N) *1	Rated breaking current	Temp. rise	Current carrying capacity	Overload operation
DC 300 V	UL US	63 mA–2 A	50 A	75 K or less at 1.0 I_N	1.0 I_N until temperature stabilization occurs	Within 60 s at 2.0 I_N

*1: Customer-requested rated current values can be supplied from within the given range.