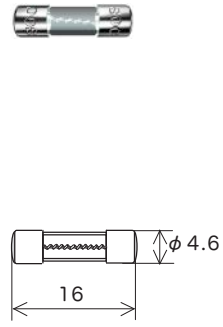
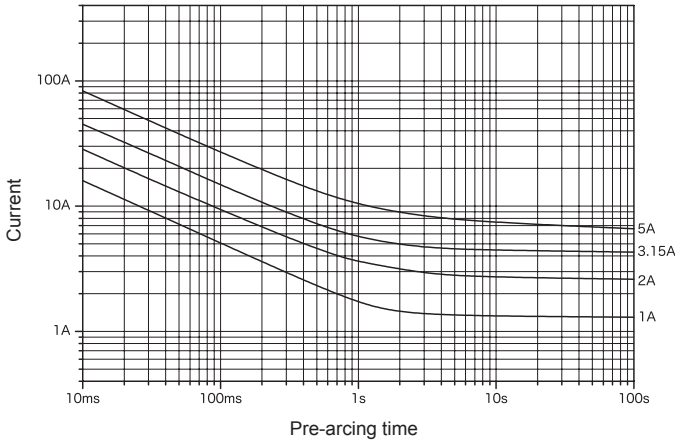


Representative pre-arcing time-current characteristics

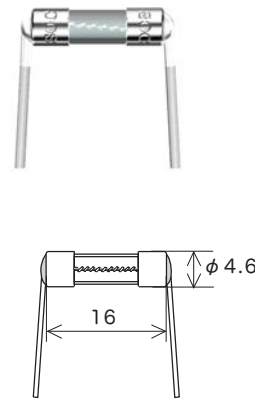
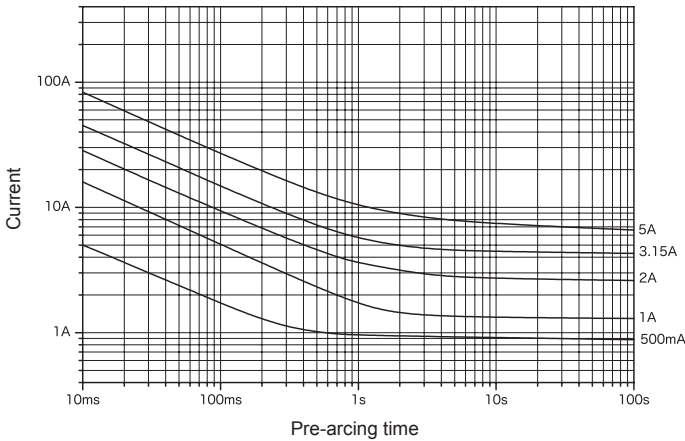


Scale: 1/1 (mm)

Rated voltage	Certification	Rated current (I <sub>N</sub> ) *1	Rated breaking current		Temp. rise	Current carrying capacity	Overload operation
AC 250 V	*2	100 mA–5 A	100 A	PF 0.7–0.8	At 1.1 I <sub>N</sub> , 140 K or less at the center, 60 K or less at the contact	1.1 I <sub>N</sub> until constant temperature is obtained on each part	Within 60 min at 1.35 I <sub>N</sub> Within 2 min at 2.0 I <sub>N</sub>

\*1: Customer-requested rated current values can be supplied from within the given range.  
 \*2: Fuses with rated currents of less than 1 A are not considered electrical products per the Electrical Appliance and Material Safety Law.

Representative pre-arcing time-current characteristics



Lead wire diameter  $\phi$  0.5 (100 mA to less than 5 A)  $\phi$  0.8 (5 A) Scale: 1/1 (mm)

Rated voltage	Certification	Rated current (I <sub>N</sub> ) *1	Rated breaking current		Temp. rise	Current carrying capacity	Overload operation
AC 250 V	*2	100 mA–5 A	100 A	PF 0.7–0.8	At 1.1 I <sub>N</sub> , 140 K or less at the center, 60 K or less at the contact	1.1 I <sub>N</sub> until constant temperature is obtained on each part	Within 60 min at 1.35 I <sub>N</sub> Within 2 min at 2.0 I <sub>N</sub>

\*1: Customer-requested rated current values can be supplied from within the given range.  
 \*2: Fuses with rated currents of less than 1 A are not considered electrical products per the Electrical Appliance and Material Safety Law.  
 \*3: 100 mA to less than 5 A Pb free  
 5 A This product uses high melting temperature type solder containing 85% by weight or more lead. This type of solder is exempted from the RoHS Directive.