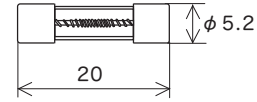
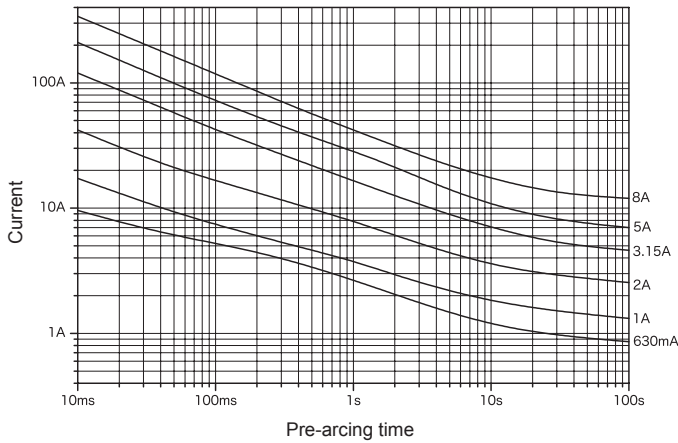


Representative pre-arcing time-current characteristics



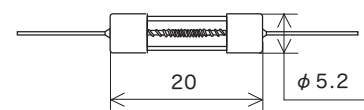
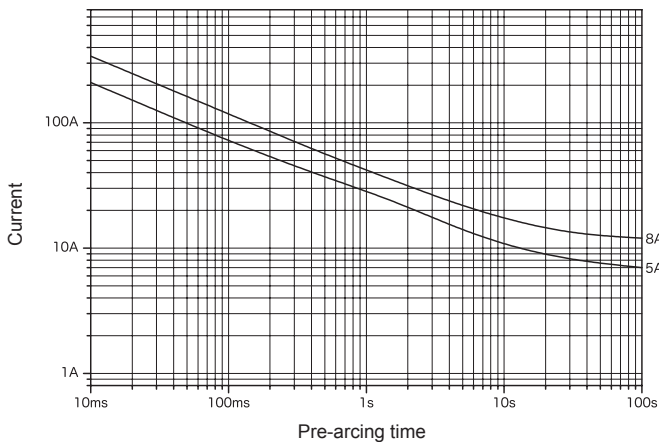
Scale: 1/1 (mm)

Rated voltage	Certification	Rated current (I <sub>N</sub> ) <sup>*1</sup>	Rated breaking current	Temp. rise	Current carrying capacity	Overload operation
AC 125 V	<sup>*2</sup>	100 mA–5 A	500 A	PF 0.7–0.8	At 1.1 I <sub>N</sub> , 140 K or less at the center, 60 K or less at the contact	1.1 I <sub>N</sub> until constant temperature is obtained on each part
		Over 5 A–8 A	100 A			

<sup>\*1</sup>: Customer-requested rated current values can be supplied from within the given range.  
<sup>\*2</sup>: Fuses with rated currents of less than 1 A are not considered electrical products per the Electrical Appliance and Material Safety Law.  
<sup>\*3</sup>: This product uses high melting temperature type solder containing 85% by weight or more lead. This type of solder is exempted from the RoHS Directive.  
<sup>\*4</sup>:

Rated current	1.35 I <sub>N</sub>	2.0 I <sub>N</sub>
100 mA–3 A	Within 60 min	5 s–2 min
Over 3 A–8 A		12 s–2 min

Representative pre-arcing time-current characteristics



Lead wire diameter  $\phi$  0.8

Scale: 1/1 (mm)

Rated voltage	Certification	Rated current (I <sub>N</sub> ) <sup>*1</sup>	Rated breaking current	Temp. rise	Current carrying capacity	Overload operation
AC 125 V	<sup>*2</sup>	100 mA–5 A	500 A	PF 0.7–0.8	At 1.1 I <sub>N</sub> , 140 K or less at the center, 60 K or less at the contact	1.1 I <sub>N</sub> until constant temperature is obtained on each part
		Over 5 A–8 A	100 A			

<sup>\*1</sup>: Customer-requested rated current values can be supplied from within the given range.  
<sup>\*2</sup>: Fuses with rated currents of less than 1 A are not considered electrical products per the Electrical Appliance and Material Safety Law.  
<sup>\*3</sup>: This product uses high melting temperature type solder containing 85% by weight or more lead. This type of solder is exempted from the RoHS Directive.  
<sup>\*4</sup>:

Rated current	1.35 I <sub>N</sub>	2.0 I <sub>N</sub>
100 mA–3 A	Within 60 min	5 s–2 min
Over 3 A–8 A		12 s–2 min