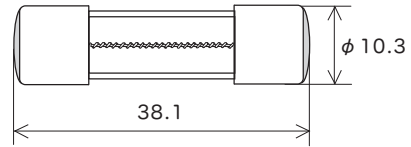
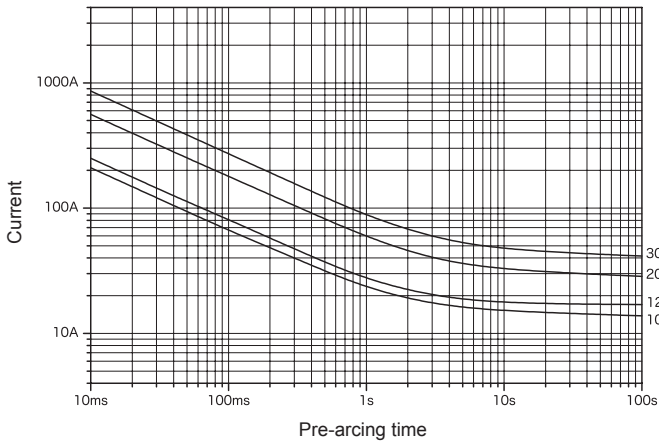


Representative pre-arcing time-current characteristics

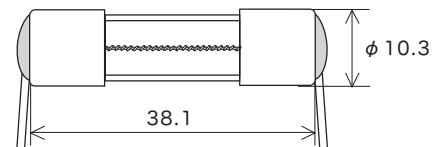
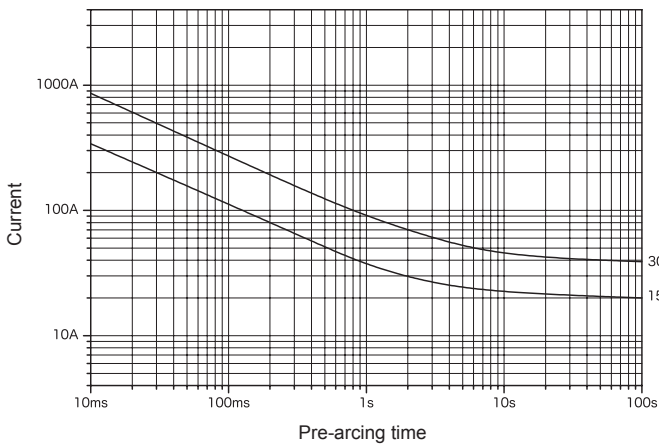


Scale: 1/1 (mm)

Rated voltage	Certification	Rated current (I _N) *1	Rated breaking current	Temp. rise	Current carrying capacity	Overload operation
AC 125 V	*2	500 mA–30 A	500 A PF 0.7–0.8	At 1.1 I _N , 140 K or less at the center, 60 K or less at the contact	1.1 I _N until constant temperature is obtained on each part	Within 60 min at 1.35 I _N Within 2 min at 2.0 I _N

*1: Customer-requested rated current values can be supplied from within the given range.
 *2: Fuses with rated currents of less than 1 A are not considered electrical products per the Electrical Appliance and Material Safety Law.
 *3: 500 mA–12 A Pb free
 Over 12 A–30 A This product uses high melting temperature type solder containing 85% by weight or more lead. This type of solder is exempted from the RoHS Directive.

Representative pre-arcing time-current characteristics



Lead wire diameter ϕ 0.8 (500 mA–8 A)
 ϕ 1.0 (Over 8 A–15 A)
 ϕ 1.2 (Over 15 A–30 A)
 Scale: 1/1 (mm)

Rated voltage	Certification	Rated current (I _N) *1	Rated breaking current	Temp. rise	Current carrying capacity	Overload operation
AC 125 V	*2	500 mA–15 A	500 A	PF 0.7–0.8	1.1 I _N until constant temperature is obtained on each part	Within 60 min at 1.35 I _N Within 2 min at 2.0 I _N
		Over 15 A–30 A	100 A			

*1: Customer-requested rated current values can be supplied from within the given range.
 *2: Fuses with rated currents of less than 1 A are not considered electrical products per the Electrical Appliance and Material Safety Law.
 *3: 500 mA–12 A Pb free
 Over 12 A–30 A This product uses high melting temperature type solder containing 85% by weight or more lead. This type of solder is exempted from the RoHS Directive.