

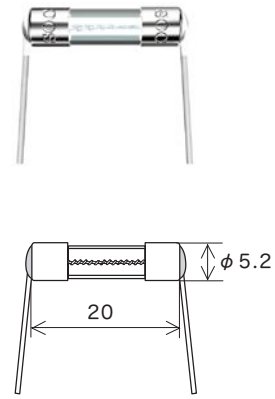
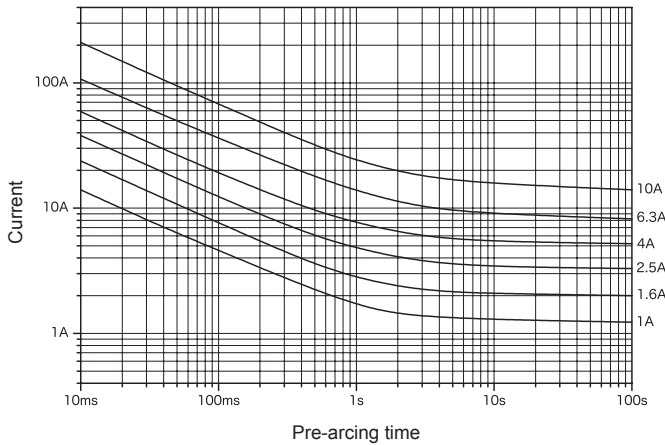
ULTSCR

Inrush-withstand

RoHS-compliant

Pb free

Representative pre-arcing time-current characteristics



Lead wire diameter ϕ 0.5 (100 mA–4 A) ϕ 0.8 (Over 4 A–10 A) Scale: 1/1 (mm)

Rated voltage	Certification	Rated current (I _N) *1	Rated breaking current	Temp. rise	Current carrying capacity	Overload operation
AC 125 V	UL SF	100 mA–10 A	10000 A PF 0.7–0.8	70 K or less at 1.1 I _N	1.1 I _N for 15 min or more after temperature stabilization occurs	Within 60 min at 1.35 I _N Within 2 min at 2.0 I _N

*1: Customer-requested rated current values can be supplied from within the given range.

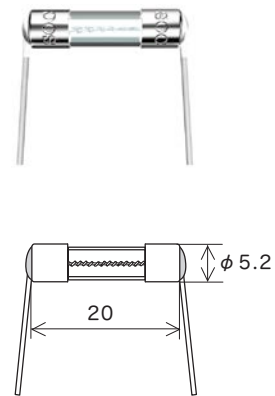
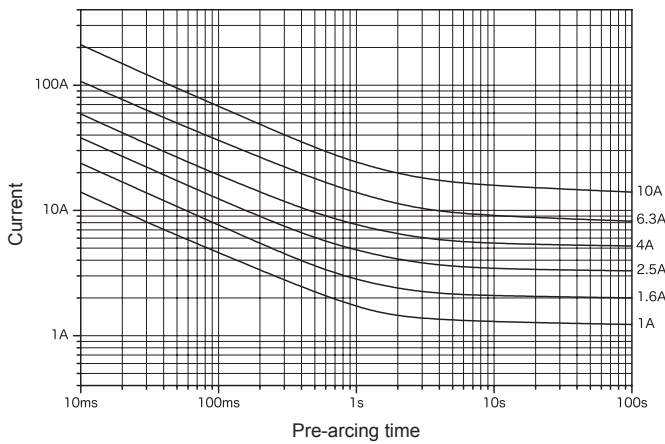
ULTSCR N1

Inrush-withstand

RoHS-compliant

Pb free

Representative pre-arcing time-current characteristics



Lead wire diameter ϕ 0.5 (100 mA–4 A) ϕ 0.8 (Over 4 A–10 A) Scale: 1/1 (mm)

Rated voltage	Certification	Rated current (I _N) *1	Rated breaking current	Temp. rise	Current carrying capacity	Overload operation
AC 125 V	UL SF	100 mA–10 A	10000 A	70 K or less at 1.1 I _N At 1.1 I _N , 140 K or less at the center, 60 K or less at the contact	1.1 I _N for 15 min or more after temperature stabilization occurs	Within 60 min at 1.35 I _N Within 2 min at 2.0 I _N
	PS E *2		500 A		1.1 I _N until constant temperature is obtained on each part	

*1: Customer-requested rated current values can be supplied from within the given range.

*2: Fuses with rated currents of less than 1 A are not considered electrical products per the Electrical Appliance and Material Safety Law.